



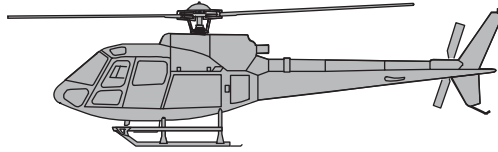
HELICOPTERS

H125

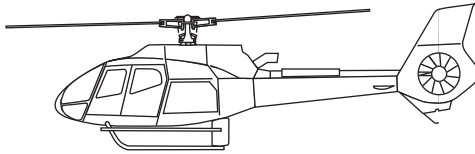
Technical Data
2017

AIRBUS

Civil Version

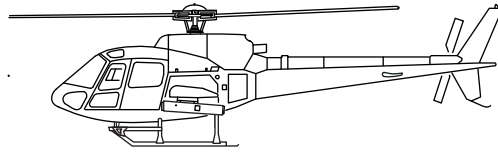


H125



H130

Military Version



H125M

3 Baseline Aircraft Definition

The helicopter in the definition, presented hereafter, meets the certification standards for day and night VFR operations, set by the following airworthiness authorities: EASA, FAA, TCCA, ANAC, CAAC, IAC-AR. This list is not restrictive and the status of approval by other airworthiness authorities must be checked. Additional equipment item may be required by the relevant operational or certification regulation (most of them are available in catalogue).

GENERAL

- The H125[®] is certified with a pilot being on the right side
- The baseline aircraft is delivered with right side controls and capabilities for the removable dual controls (LH controls are optional)
- Fuselage comprising the cabin and 3 luggage holds, with floor tie-down nets and access doors
- Tail boom with stabilizer, anti-torque rotor and fin with tail skid
- High skid landing gear with long footsteps (on right side and on left side), capable of taking handling wheels
- Lifting points
- Mooring fixtures
- Structural reinforcements for cable cutter system
- Structural reinforcements for RH external mirrors
- Single color exterior painting
- Internal paint: grey (prevailing colour)
- Interior signs and markings: available in either French or English

COCKPIT / CABIN

- Cabin floor in light-alloy sheet-metal with tie-down rings
- 2 pilot and copilot high-back energy-absorbing seats, adjustable in reach, removable, complete with cushions, safety belts and shoulder harnesses
- 2 two-place rear bench-seats, foldable separately, complete with cushions, safety belts and shoulder harnesses
- 2 pilot and copilot jettisonable doors each fitted with a sliding window and with improved side-visibility window
 - 1 RH large front door
 - 1 LH front door
- Hinged rear right door-extension for passengers and cargo
- 1 rear left sliding door
- Locks on every access to cabin and luggage compartments
- Lock on fuel cap
- 2 tinted upper panes
- 1 ceiling housing the ventilation ducts and controls (ventilation controls, rotor brake and fuel cut-off)
- Cabin heating
- Demisting system for front windscreens
- Ram air ventilation duct
- Fixed parts for pilot and copilot windshield wipers
- 1 pilot document holder
- 1 fire-extinguisher
- 1 Flight Manual: available in either French or English
- Interior harmony according to definition in force

INSTRUMENTS

- 1 Integrated Flight Display: Primary Flight Display / Navigation Display (PFD/ND):
 - Primary flight data display: airspeed, vertical speed, attitude, altitude, T&B, HSI with VOR
 - Navigation Display
 - ◆ Nav data, flight plan
 - ◆ high resolution helicopter dedicated terrain & obstacles databases
- 1 stop watch
- 1 warning panel
- 1 magnetic compass
- 1 heated pitot head
- 1 external side slip indicator
- 1 control box for light and electrical generation
- 1 ICS connection to audio warning issued from VEMD[®]
- 1 cockpit imaging and flight data monitoring device
- Back-up instruments:
 - 1 airspeed indicator
 - 1 altimeter
 - 1 gyro-horizon
 - 1 LCD dual RPM tachometer (rotor and free turbine)
- 1 LCD Dual screen Vehicle and Engine Multifunction Display (VEMD) providing the following information:
 - First Limit Indicator (FLI)
 - ◆ torquemeter
 - ◆ exhaust gas temperature (TOT)
 - ◆ gas generator tachometer (N1)
 - Engine oil temperature/pressure
 - Fuel quantity
 - Fuel flow and estimated remaining time to fly
 - Ammeter, voltmeter and battery temperature
 - Outside Air Temperature (OAT)
 - Enhanced usage monitoring functions
 - ◆ IGE/OGE performance calculations
 - ◆ engine cycles counting
 - ◆ engine power check
 - ◆ overlimits display
 - VEMD and peripheral maintenance information
 - Data downloading capability (software and connection wire as option)

AVIONICS

- 1 avionics master switch
- 1 VHF/VOR/LOC/GS
- 1 VHF/VOR/LOC/GS/GPS
- 1 transponder (mode S)
- 1 Emergency Locator Transmitter
- 1 ICS + passenger interphone

POWER PLANT

- 1 Turbomeca ARRIEL 2D turbine engine complete with starting, fuel supply and dual channel digital engine control system (FADEC) and 1 back-up control system that automatically controls the engine in case of a total failure of the 2 digital channels of the FADEC
- 1 fuel system including 1 tank of 540 liters (143 US gal) total capacity
- 1 twist grip on pilot side (for engine reduction in case of tail rotor failure and autorotation training)
- 1 magnetic plug and 1 chip detector
- 1 engine lubrication and oil cooling system
- 1 fire detection system
- 1 air-intake protective grids
- 1 torque-measurement pick-up

TRANSMISSION SYSTEM

- 1 main gearbox, anti-vibration mounted, with oil sight gauge, chip detector, oil temperature and pressure switches, port for endoscope and self-sealing valve for oil sampling and draining
- 1 main gearbox oil cooling system
- 1 engine to main gearbox coupling shaft
- 1 rotor brake
- 1 main rotor r.p.m. sensor and high and low r.p.m. warning device
- 1 tail drive carried by five anti-friction bearings
- 1 tail gearbox with oil sight gauge, chip detector and port for endoscopic inspection

ROTORS AND FLIGHT CONTROLS

- 1 main rotor with 3 composite-material blades around a Starflex® head fitted with spherical thrust bearings
- 1 anti-torque rotor with 2 composite-material blades
- 3 main rotor hydraulic servo units
- 1 tail rotor hydraulic servo unit and load compensation systems

ELECTRICAL INSTALLATION

- One 150 A, 28 V DC starter-generator
- One 15 A.h cadmium-nickel battery
- 1 ground power receptacle
- 3 position lights (LED)
- 1 flashing anti-collision light (LED)
- 2 fixed landing lights
- 2 adjustable emergency/reading map lights for crew
- 2 adjustable reading lights for passengers
- 1 integrated instrument-panel lighting system
- 1 integrated lighting in central console
- 2 cockpit breaker panels
- One 28 V DC cabin power outlet

AIRBORNE KIT ¹

- 1 port plug (pitot)
- 2 static port stoppers
- 1 engine air-intake blanking cover
- 1 exhaust pipe blank
- 2 hydraulic ground handling wheels
- 1 cargo net and rope
- 2 upper mooring rings
- 1 lifting ring
- 3 main-blade socks and pole
- 1 tail rotor locking device
- 1 document holder
- 1 airborne kit stowage bag

¹ Weight not included in baseline aircraft empty weight.

AIRBUS

© AIRBUS HELICOPTERS, Aeroport International
Marseille Provence - 13725 Marignane Cedex -
France

2017 - All rights reserved
Airbus Helicopters' logo and the names of its
products and services are registered trademarks.
Airbus Helicopters reserves the right
to make configuration and data changes
at any time without notice. The facts and
figures contained in this document and
expressed in good faith do not constitute any
offer or contract with Airbus Helicopters.

Designed by AIRBUS HELICOPTERS
Photos: © AIRBUS HELICOPTERS
Cover photo: © Anthony Pecchi - 2016
Printed by SPI (France)

125 B3 17.100.01 E